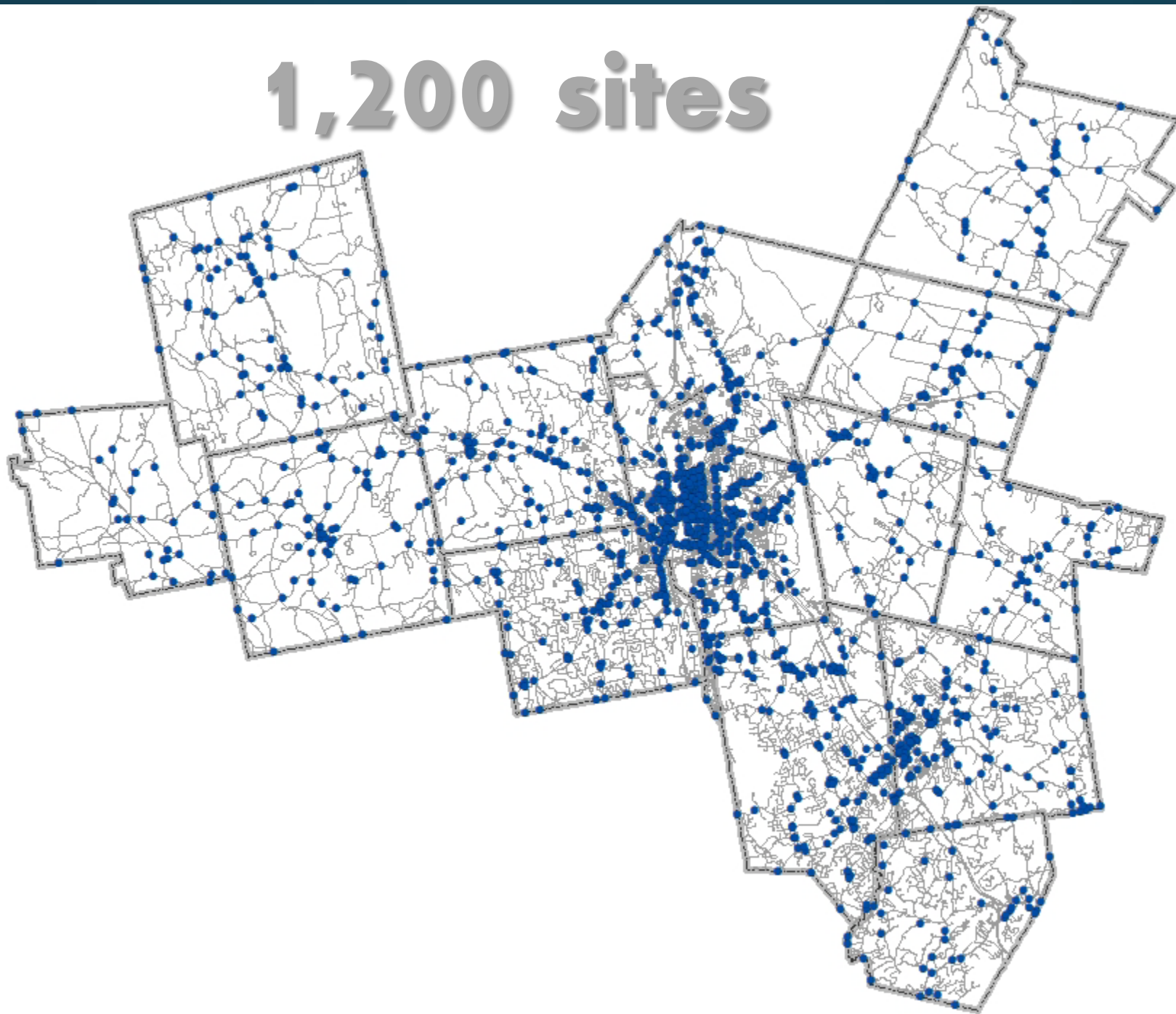


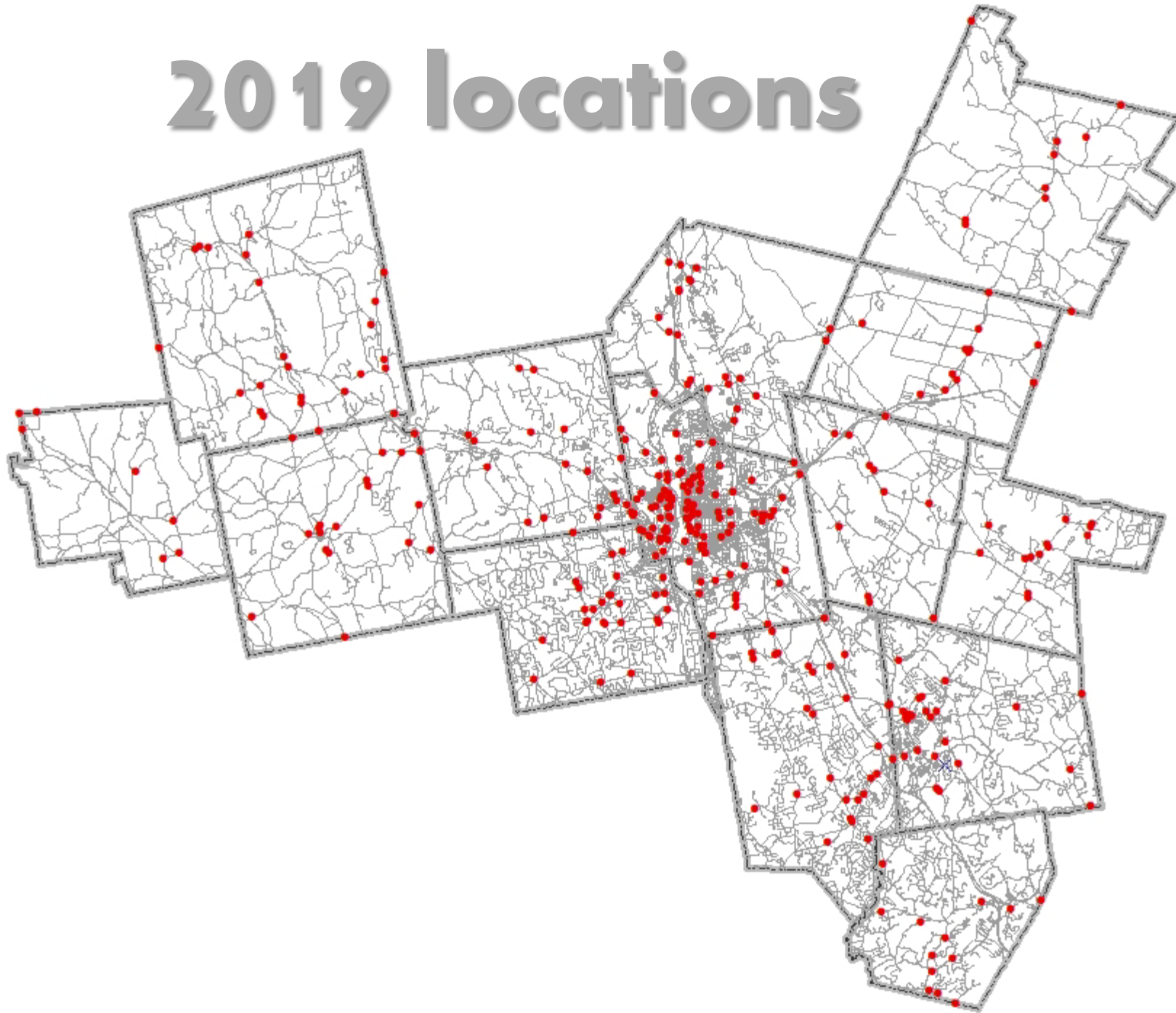
2019 Traffic Counting Season



1,200 sites



2019 locations



Season Summary Statistics

April-November

441 Attempts

344 Good counts



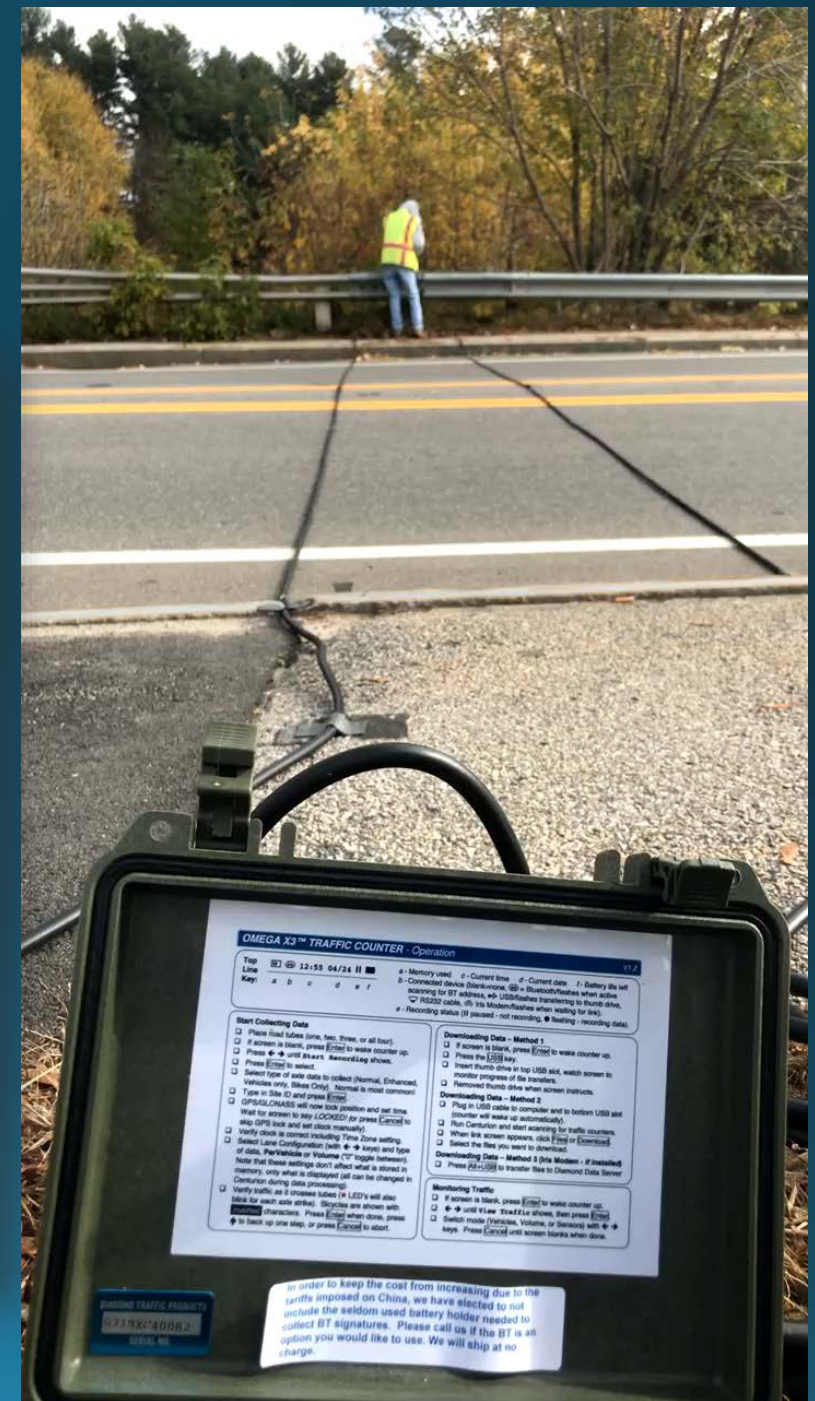
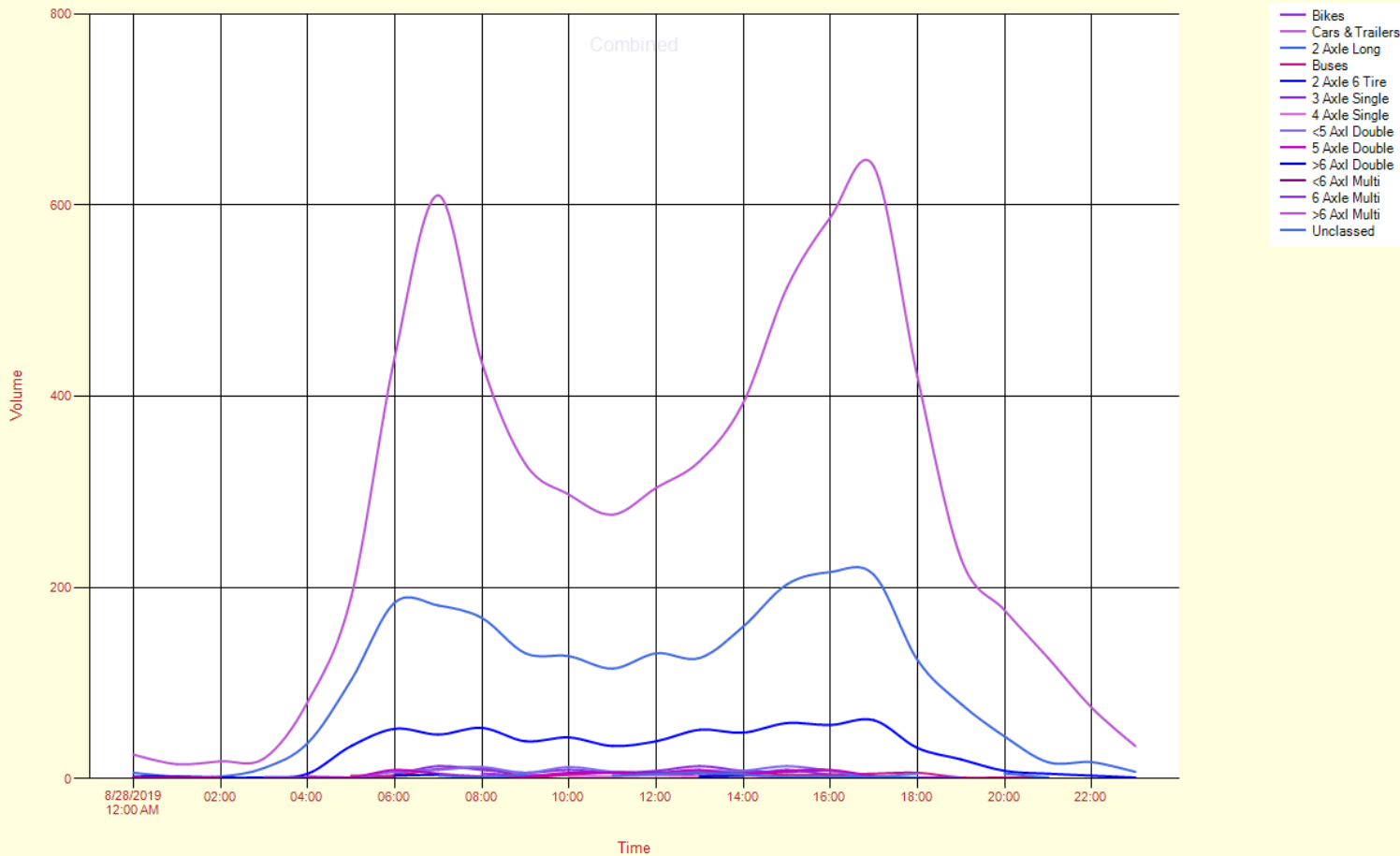


171 Counts

12 Classification counts



Classification Counts



Breakdown by town

Auburn 11

Bedford 27

Candia 13

Chester 14

Deerfield 12

Derry 26

Fracesttown 9

Goffstown 21

Hooksett 23

Londonderry 31

Manchester 100

New Boston 18

Weare 24

Windham 13

Special Request

Volume

Speed

Turning Movement



Southern NH Planning Commission

439 Dubuque Street
Manchester, NH, 03102

www.snhpc.org

DERRY POLICE DEPT CURBCUT
FOLSOM RD
DERRY, NH

File Name : Derry_Police_Dept_652291_05-08-2019

Site Code : 1001

Start Date : 5/8/2019

Page No : 1

Groups Printed- All Vehicles (no classification)

	Municipal Dr From North					Folsom Rd From East					Conv Store curb cut From South					Folsom Rd From West					
Start Time	Right	Thru	Left	U-Turn	App. Total	Right	Thru	Left	U-Turn	App. Total	Right	Thru	Left	U-Turn	App. Total	Right	Thru	Left	U-Turn	App. Total	Int. Total
06:00 AM	5	0	5	0	10	10	339	5	0	354	6	0	6	0	12	6	218	6	0	230	606
07:00 AM	2	0	5	0	7	7	518	7	1	533	11	0	5	0	16	10	328	5	0	343	899
08:00 AM	5	0	5	0	10	12	435	5	0	452	6	1	5	0	12	4	387	9	0	400	874
09:00 AM	7	0	11	0	18	10	410	8	0	428	16	0	7	0	23	14	371	9	0	394	863
10:00 AM	7	1	6	0	14	8	363	6	0	377	21	1	6	0	28	14	402	9	0	425	844
11:00 AM	10	0	8	0	18	10	402	14	0	426	12	0	9	0	21	8	426	6	0	440	905
12:00 PM	4	0	20	1	25	9	400	8	0	417	15	0	5	0	20	12	475	4	2	493	955
01:00 PM	7	0	8	0	15	12	453	14	0	479	14	0	7	0	21	7	473	12	0	492	1007
02:00 PM	10	3	14	0	27	14	533	9	0	556	12	0	10	0	22	16	574	14	0	604	1209
03:00 PM	11	0	11	0	22	10	579	12	0	601	16	0	3	0	19	8	619	3	0	630	1272
04:00 PM	12	0	9	0	21	6	568	9	0	583	13	0	8	0	21	19	692	3	0	714	1339
05:00 PM	7	1	4	0	12	6	520	7	0	533	11	0	1	0	12	5	692	2	0	699	1256
Grand Total	87	5	106	1	199	114	5520	104	1	5739	153	2	72	0	227	123	5657	82	2	5864	12029
Apprch %	43.7	2.5	53.3	0.5		2	96.2	1.8	0		67.4	0.9	31.7	0		2.1	96.5	1.4	0		
Total %	0.7	0	0.9	0	1.7	0.9	45.9	0.9	0	47.7	1.3	0	0.6	0	1.9	1	47	0.7	0	48.7	



Speed Count

WINDHAM
LONDON BRIDGE RD
SO OF NH 111
SPEED LIMIT 40 MPH

Southern New Hampshire Planning Commission
438 Dubuque St, Manchester, NH03102
(603) 669-4664 www.snhpc.org

Page 7

Site Code: 00000000000000489512
Station ID: 00000000000000000000

Latitude: 0' 0.0000 Undefined

SB NB	1	36	41	46	51	56	61	66	71	76	81	86	91	96		Pace	Number
Start Time	35	40	45	50	55	60	65	70	75	80	85	90	95	99	Total	Speed	in Pace
09/23/19	0	0	1	0	0	0	0	1	0	0	0	0	0	0	2	34-43	1
01:00	3	1	0	0	0	0	0	0	0	0	0	0	0	0	4	35-44	1
02:00	1	0	1	0	1	0	0	0	0	0	0	0	0	0	3	34-43	1
03:00	0	0	1	0	0	1	1	0	0	0	0	0	0	0	3	54-63	2
04:00	1	3	4	6	2	4	1	0	0	0	0	0	0	0	21	41-50	10
05:00	2	6	11	5	5	0	0	0	0	0	0	0	0	0	29	36-45	17
06:00	37	86	75	22	7	1	0	0	0	0	0	0	0	0	228	36-45	161
07:00	99	219	133	46	8	4	0	0	0	0	0	0	0	0	509	36-45	352
08:00	23	47	66	33	7	1	1	0	0	0	0	0	0	0	178	36-45	113
09:00	16	51	41	14	7	1	0	0	0	0	0	0	0	0	130	36-45	92
10:00	14	28	30	10	0	0	0	0	0	0	0	0	0	0	82	36-45	58
11:00	0	0	0	0	0	0	0	0	0	0	0	0	0	0	0	*	*
12 PM	*	*	*	*	*	*	*	*	*	*	*	*	*	*	*	*	*
13:00	*	*	*	*	*	*	*	*	*	*	*	*	*	*	*	*	*
14:00	*	*	*	*	*	*	*	*	*	*	*	*	*	*	*	*	*
15:00	*	*	*	*	*	*	*	*	*	*	*	*	*	*	*	*	*
16:00	*	*	*	*	*	*	*	*	*	*	*	*	*	*	*	*	*
17:00	*	*	*	*	*	*	*	*	*	*	*	*	*	*	*	*	*
18:00	*	*	*	*	*	*	*	*	*	*	*	*	*	*	*	*	*
19:00	*	*	*	*	*	*	*	*	*	*	*	*	*	*	*	*	*
20:00	*	*	*	*	*	*	*	*	*	*	*	*	*	*	*	*	*
21:00	*	*	*	*	*	*	*	*	*	*	*	*	*	*	*	*	*
22:00	*	*	*	*	*	*	*	*	*	*	*	*	*	*	*	*	*
23:00	*	*	*	*	*	*	*	*	*	*	*	*	*	*	*	*	*
Total	196	441	363	136	37	12	3	1	0	0	0	0	0	0	1189		
Percent	16.5%	37.1%	30.5%	11.4%	3.1%	1.0%	0.3%	0.1%	0.0%	0.0%	0.0%	0.0%	0.0%	0.0%			
AM Peak	07:00	07:00	07:00	07:00	07:00	04:00	03:00	00:00							07:00		
Vol.	99	219	133	46	8	4	1	1							509		
PM Peak																	
Vol.																	
Total	2092	5239	5981	2568	667	135	27	7	5	6	4	0	2	0	16733		
Percent	12.5%	31.3%	35.7%	15.3%	4.0%	0.8%	0.2%	0.0%	0.0%	0.0%	0.0%	0.0%	0.0%	0.0%			
			15th Percentile :		35 MPH												
			50th Percentile :		40 MPH												
			85th Percentile :		46 MPH												
			95th Percentile :		50 MPH												
Stats		10 MPH Pace Speed :		36-45 MPH													
		Number in Pace :		11220													

Questions?



Monique Duchesne
mduchesne@snhpc.org