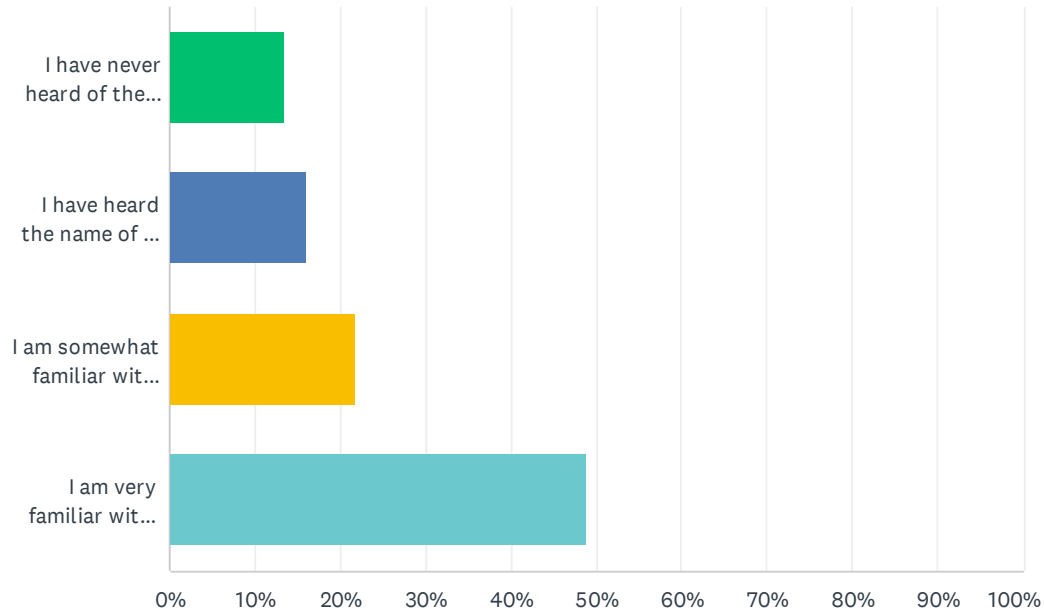


Q1 How familiar you with the Southern NH Planning Commission (SNHPC)?

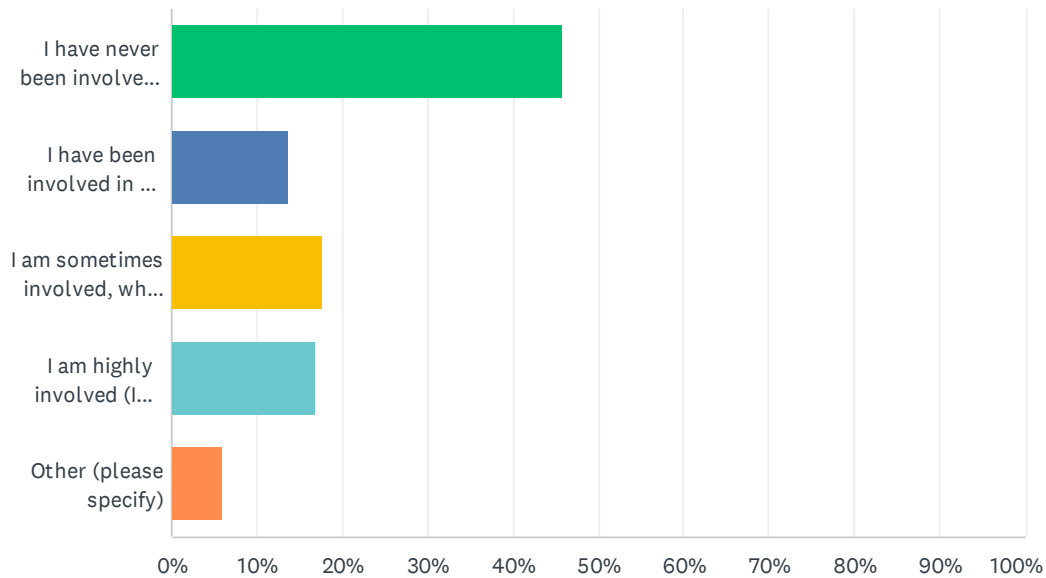
Answered: 119 Skipped: 1



ANSWER CHOICES	RESPONSES	
I have never heard of the SNHPC before today	13.45%	16
I have heard the name of the SNHPC before, but am not familiar with what they do	15.97%	19
I am somewhat familiar with the work of the SNHPC but do not fully understand what they do	21.85%	26
I am very familiar with the work of the SNHPC and have a good understanding of what they do	48.74%	58
TOTAL		119

Q2 How would you describe your current involvement with the SNHPC?

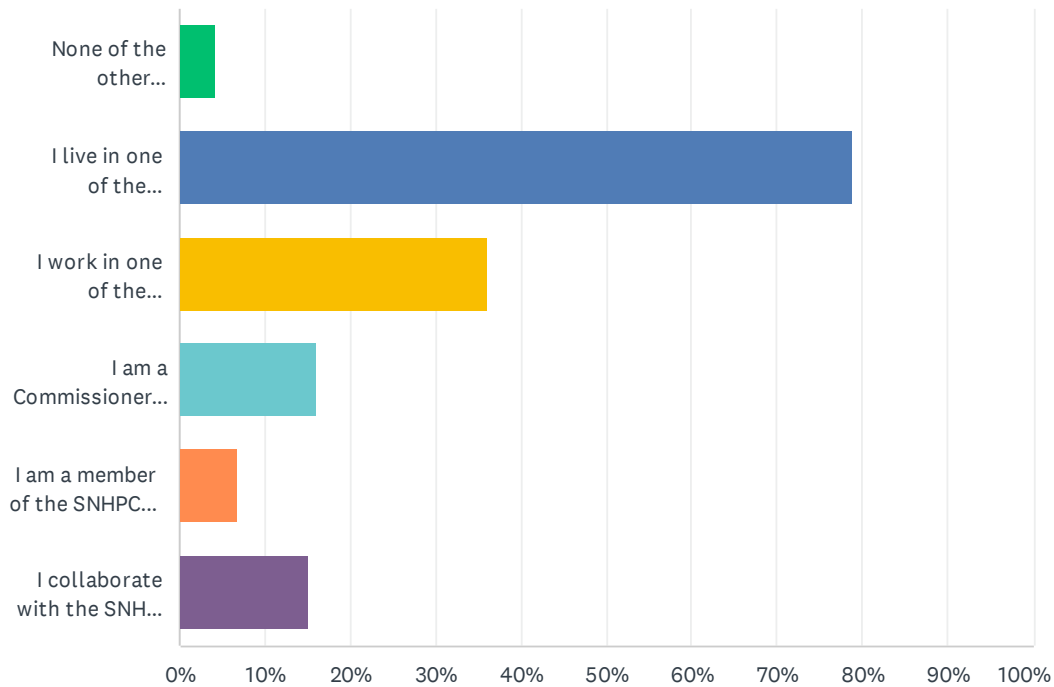
Answered: 118 Skipped: 2



ANSWER CHOICES	RESPONSES	
I have never been involved (I have never attended a SNHPC meeting and/or commented on a plan)	45.76%	54
I have been involved in at least one SNHPC meeting, event, webinar, or plan in the last three years	13.56%	16
I am sometimes involved, when I hear of a topic of interest to me or my community	17.80%	21
I am highly involved (I regularly attend meetings and/or comment on plans)	16.95%	20
Other (please specify)	5.93%	7
TOTAL		118

Q3 Which of the following best describes you? (Check all that apply)

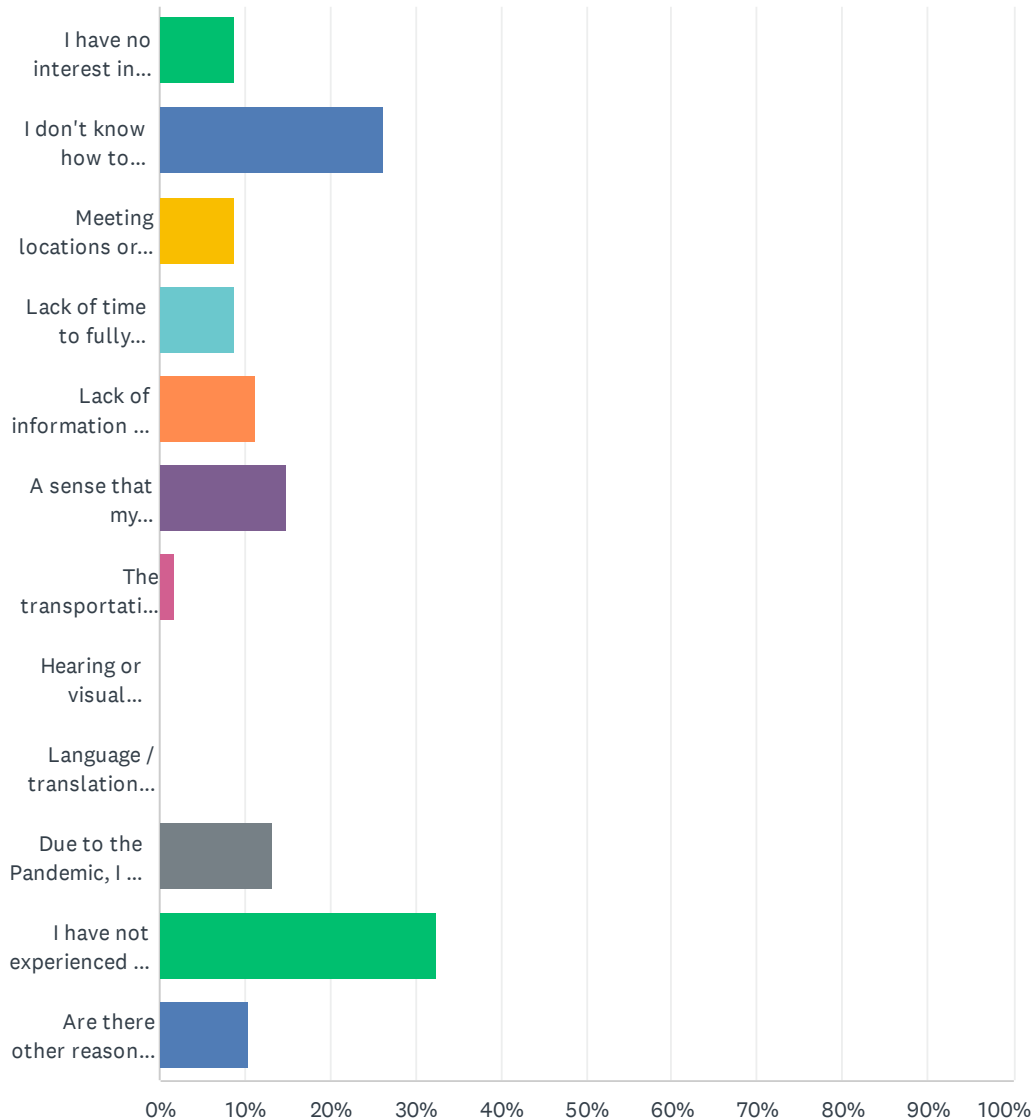
Answered: 119 Skipped: 1



ANSWER CHOICES	RESPONSES	
None of the other categories apply to me.	4.20%	5
I live in one of the municipalities shown in the map above	78.99%	94
I work in one of the municipalities shown in the map above	36.13%	43
I am a Commissioner for the SNHPC	15.97%	19
I am a member of the SNHPC's Transportation Advisory Committee (TAC)	6.72%	8
I collaborate with the SNHPC on behalf of a municipality, public agency, or private organization	15.13%	18
Total Respondents: 119		

Q4 Which of the following present a barrier to your involvement with the SNHPC? (Select all that apply)

Answered: 114 Skipped: 6

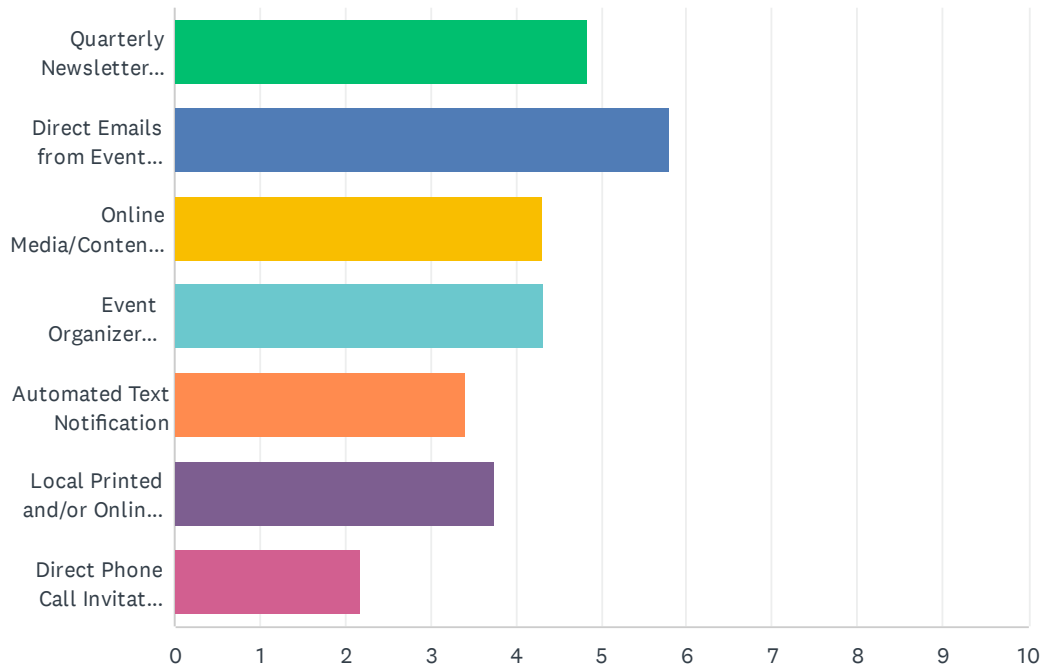


2021 SNHPC Public Participation Survey

ANSWER CHOICES	RESPONSES	
I have no interest in becoming involved with SNHPC or any transportation related discussions. (Choosing this response skips to the end of the survey)	8.77%	10
I don't know how to participate in meetings/events, or provide comments on plans	26.32%	30
Meeting locations or times are not convenient	8.77%	10
Lack of time to fully understand the topics discussed	8.77%	10
Lack of information to make informed comments	11.40%	13
A sense that my input/participation will not matter or be taken seriously	14.91%	17
The transportation topics I am interested in are not addressed by the SNHPC	1.75%	2
Hearing or visual impairments	0.00%	0
Language / translation concerns	0.00%	0
Due to the Pandemic, I am avoiding in-person activities	13.16%	15
I have not experienced any barriers to participation	32.46%	37
Are there other reasons that keep you from becoming involved? (please specify)	10.53%	12
Total Respondents: 114		

Q5 Please rank your preference for receiving information about upcoming meetings and/or events. (Rank your highest preference as "1" and your lowest preference as "7")

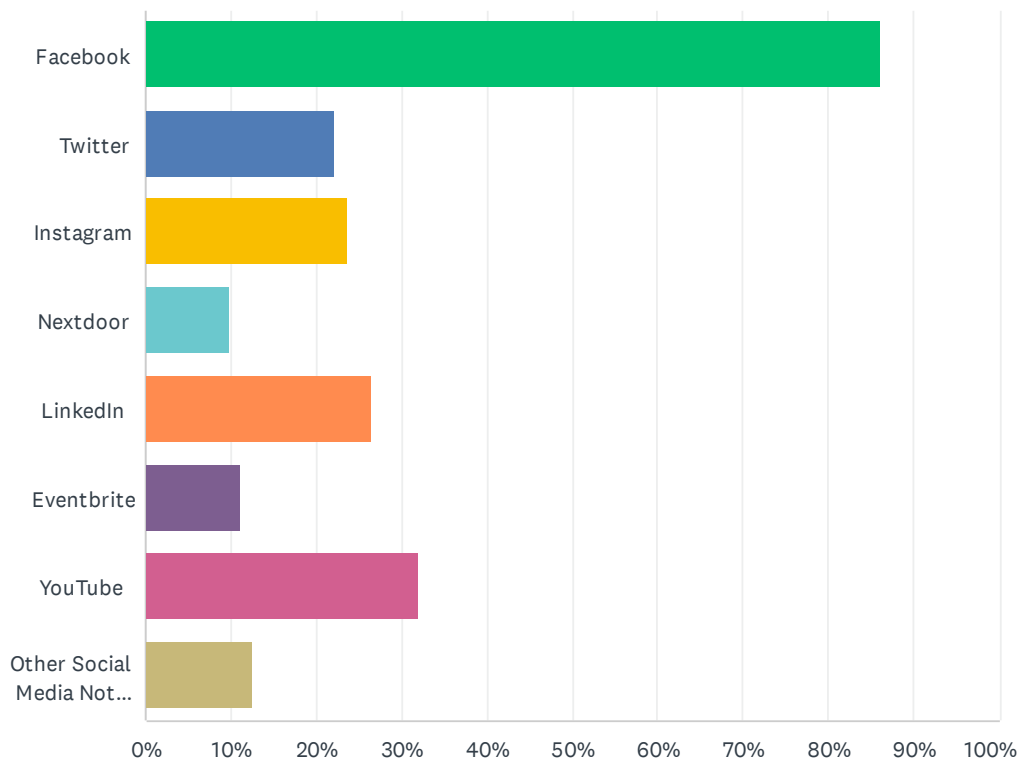
Answered: 77 Skipped: 43



	1	2	3	4	5	6	7	TOTAL	SCORE
Quarterly Newsletter Emails	14.49% 10	21.74% 15	33.33% 23	10.14% 7	10.14% 7	4.35% 3	5.80% 4	69	4.84
Direct Emails from Event Organizers	55.88% 38	13.24% 9	5.88% 4	10.29% 7	10.29% 7	4.41% 3	0.00% 0	68	5.81
Online Media/Content Platforms (Such as Facebook, Twitter, Eventbrite)	12.86% 9	21.43% 15	17.14% 12	14.29% 10	11.43% 8	12.86% 9	10.00% 7	70	4.31
Event Organizer Website	7.35% 5	16.18% 11	20.59% 14	29.41% 20	16.18% 11	4.41% 3	5.88% 4	68	4.32
Automated Text Notification	5.80% 4	15.94% 11	8.70% 6	13.04% 9	10.14% 7	31.88% 22	14.49% 10	69	3.41
Local Printed and/or Online News Outlets	10.29% 7	11.76% 8	11.76% 8	19.12% 13	16.18% 11	17.65% 12	13.24% 9	68	3.75
Direct Phone Call Invitation / Reminder	1.45% 1	5.80% 4	2.90% 2	5.80% 4	17.39% 12	15.94% 11	50.72% 35	69	2.17

Q6 Which online media/content platforms do you regularly use? (Select all that apply)

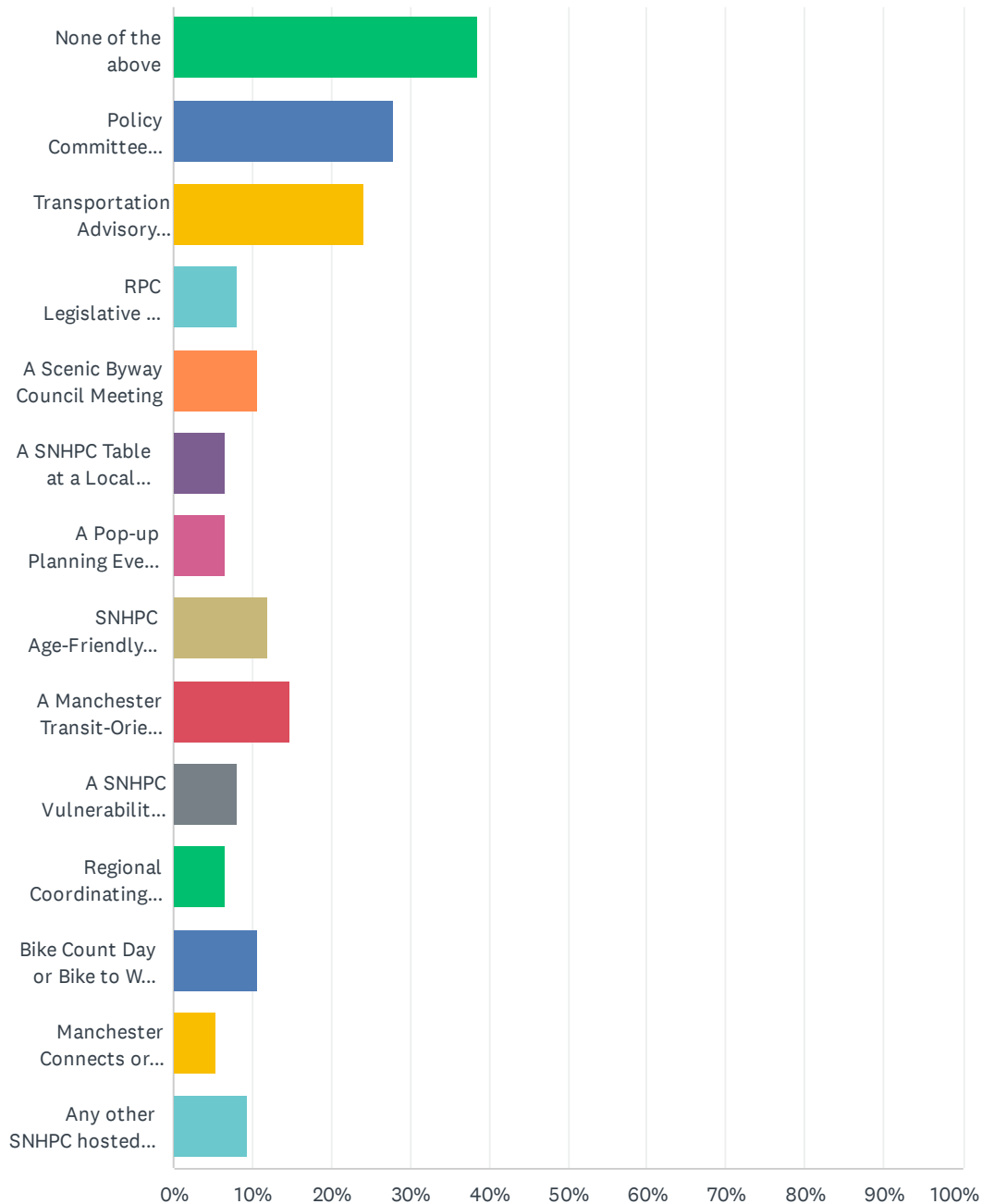
Answered: 72 Skipped: 48



ANSWER CHOICES	RESPONSES	
Facebook	86.11%	62
Twitter	22.22%	16
Instagram	23.61%	17
Nextdoor	9.72%	7
LinkedIn	26.39%	19
Eventbrite	11.11%	8
YouTube	31.94%	23
Other Social Media Not Listed (please specify)	12.50%	9
Total Respondents: 72		

Q7 Have you ever participated in any of the following SNHPC hosted meetings, events, or webinars? (Check all that apply, if you are unsure leave blank)

Answered: 75 Skipped: 45



2021 SNHPC Public Participation Survey

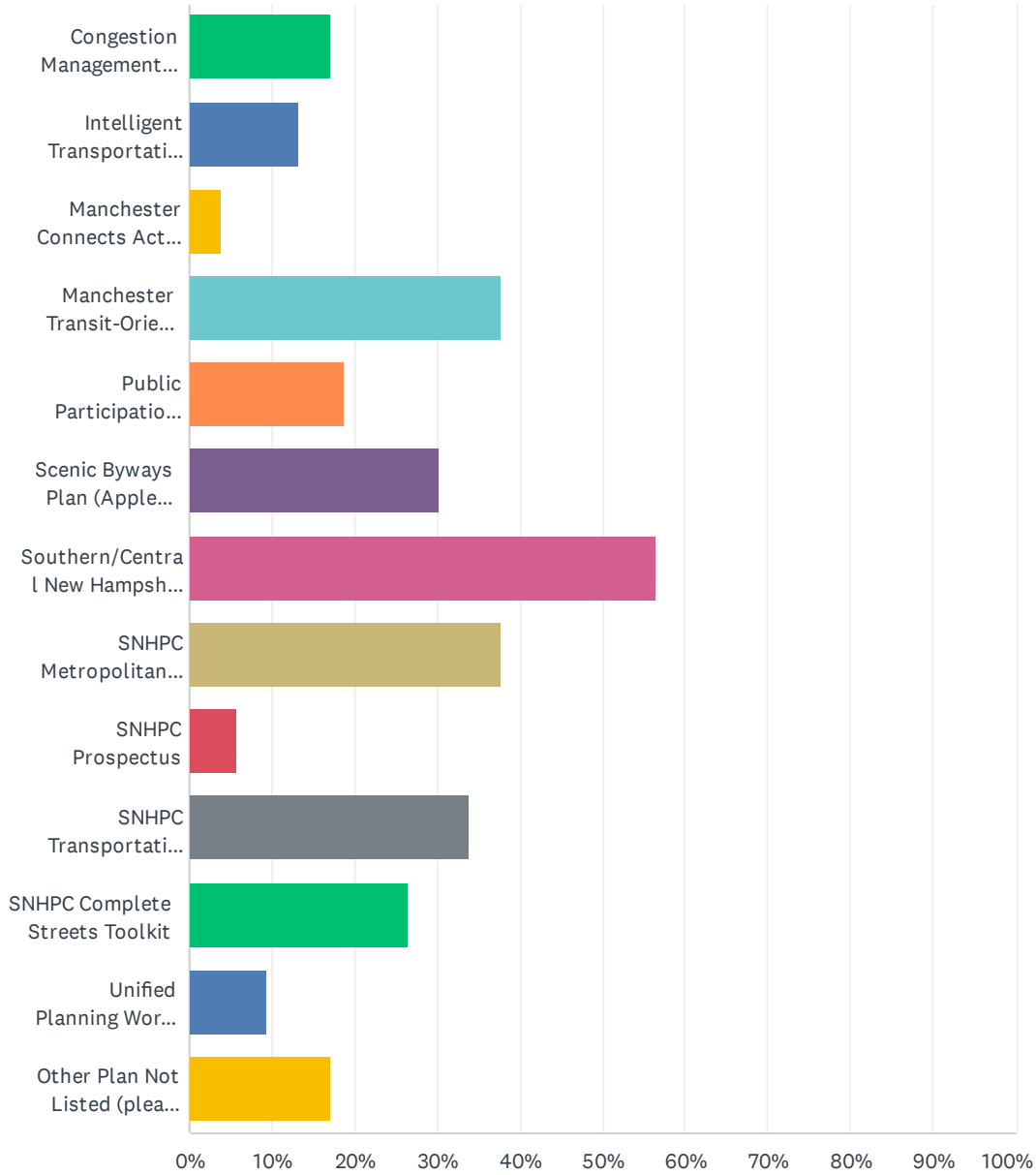
ANSWER CHOICES	RESPONSES	
None of the above	38.67%	29
Policy Committee Meetings (Commission Meetings)	28.00%	21
Transportation Advisory Committee (TAC) Meetings	24.00%	18
RPC Legislative Day (at the NH State House)	8.00%	6
A Scenic Byway Council Meeting	10.67%	8
A SNHPC Table at a Local Event (Old Home Days)	6.67%	5
A Pop-up Planning Event (SNHPC aided Parklet Demonstrations)	6.67%	5
SNHPC Age-Friendly Transportation Events	12.00%	9
A Manchester Transit-Oriented Development Meeting, Event, or Webinar	14.67%	11
A SNHPC Vulnerability Assessment (for Stream Crossings) Meeting or Presentation	8.00%	6
Regional Coordinating Council (RCC) Meetings	6.67%	5
Bike Count Day or Bike to Work Day Events (Manchester)	10.67%	8
Manchester Connects or Millyard Mobility Meetings	5.33%	4
Any other SNHPC hosted meeting? (please specify)	9.33%	7
Total Respondents: 75		

Q8 What changes, if any, can the SNHPC make to improve the meeting/event experience?

Answered: 39 Skipped: 81

Q9 Are you familiar with or have you ever provided comments on any of the following SNHPC plans? (Check all that apply)

Answered: 53 Skipped: 67

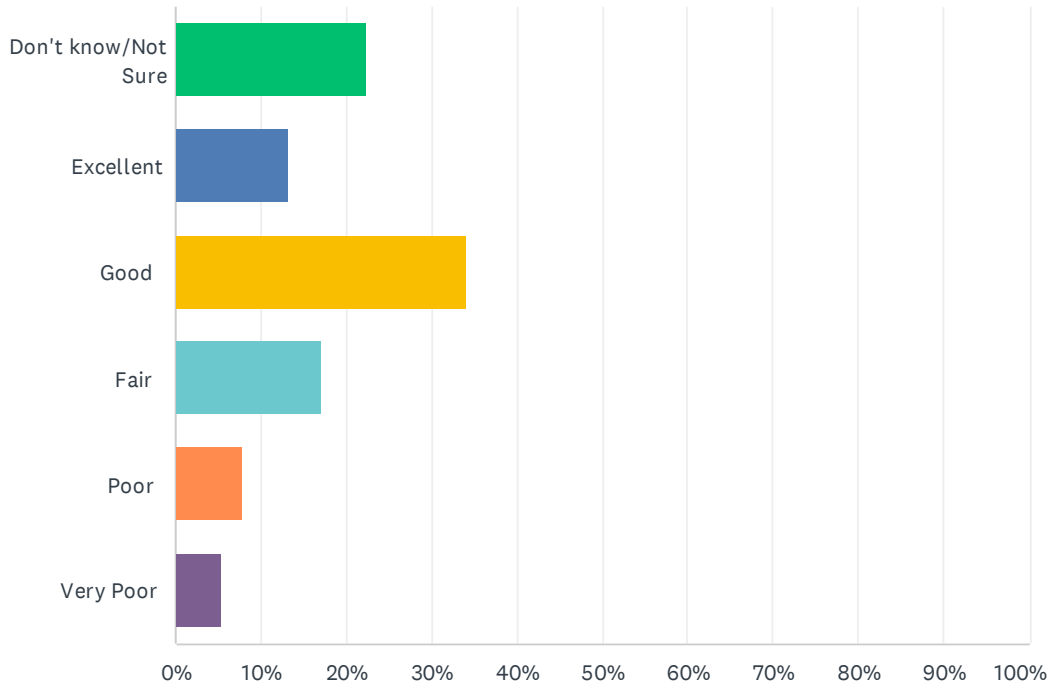


2021 SNHPC Public Participation Survey

ANSWER CHOICES	RESPONSES	
Congestion Management Process (CMP)	16.98%	9
Intelligent Transportation Systems (ITS) Architecture	13.21%	7
Manchester Connects Action Kits	3.77%	2
Manchester Transit-Oriented Development (TOD) Plan	37.74%	20
Public Participation Plan (PPP)	18.87%	10
Scenic Byways Plan (Apple Way, Gen. John Stark Byway, Robert Frost-Old Stagecoach Byway, or Upper Lamprey Byway)	30.19%	16
Southern/Central New Hampshire Regional Trails Plan	56.60%	30
SNHPC Metropolitan Transportation Plan (MTP) (aka the Long-Range Transportation Plan)	37.74%	20
SNHPC Prospectus	5.66%	3
SNHPC Transportation Improvement Program (TIP)	33.96%	18
SNHPC Complete Streets Toolkit	26.42%	14
Unified Planning Work Program (UPWP)	9.43%	5
Other Plan Not Listed (please specify)	16.98%	9
Total Respondents: 53		

Q10 How would you rate SNHPC's performance of informing people of opportunities to participate in transportation planning?

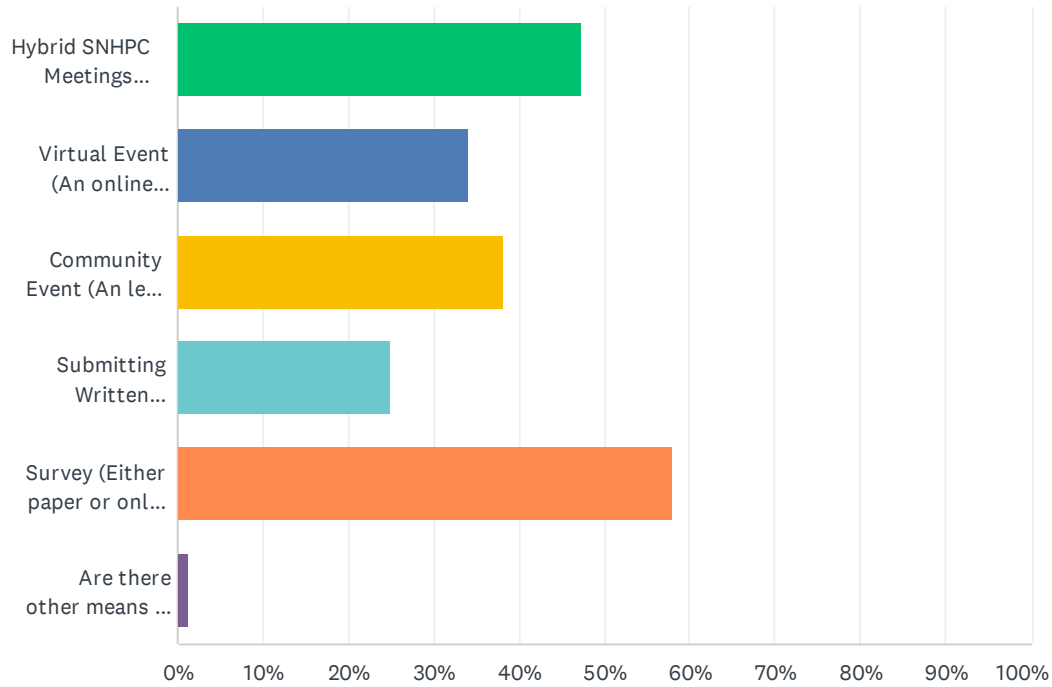
Answered: 76 Skipped: 44



ANSWER CHOICES	RESPONSES	
Don't know/Not Sure	22.37%	17
Excellent	13.16%	10
Good	34.21%	26
Fair	17.11%	13
Poor	7.89%	6
Very Poor	5.26%	4
TOTAL		76

Q11 What are your preferred methods for giving feedback on SNHPC plans and/or activities?

Answered: 76 Skipped: 44



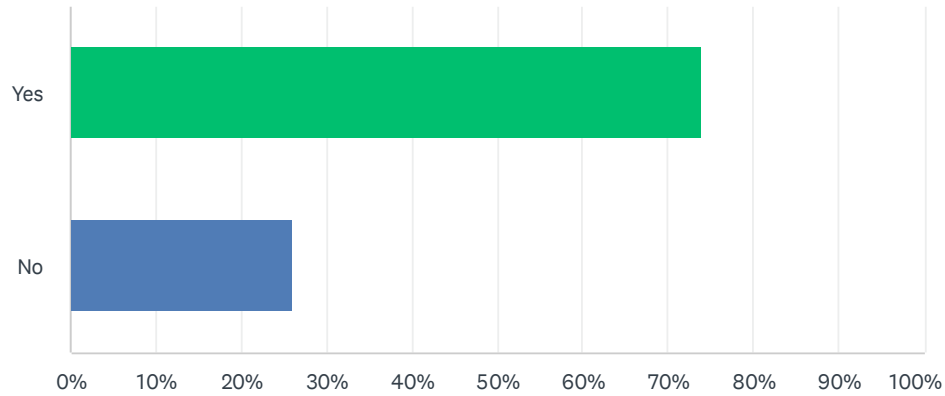
ANSWER CHOICES	RESPONSES	
Hybrid SNHPC Meetings (Simultaneously online and in-person at the SNHPC Office in Manchester)	47.37%	36
Virtual Event (An online webinar, hosted through Zoom, WebEx or other meeting platform)	34.21%	26
Community Event (An less formal meeting, at a venue located within your community)	38.16%	29
Submitting Written Comments (By e-mail, social media, or other means)	25.00%	19
Survey (Either paper or online survey, which prompts specific questions about the topic)	57.89%	44
Are there other means for providing feedback you prefer? (Please specify)	1.32%	1
Total Respondents: 76		

Q12 Please share your suggestions, if any, on how the SNHPC can improve the feedback process for its plans and/or transportation planning activities?

Answered: 25 Skipped: 95

Q13 Would you or your organization consider informing others of upcoming meetings/events for certain topics?

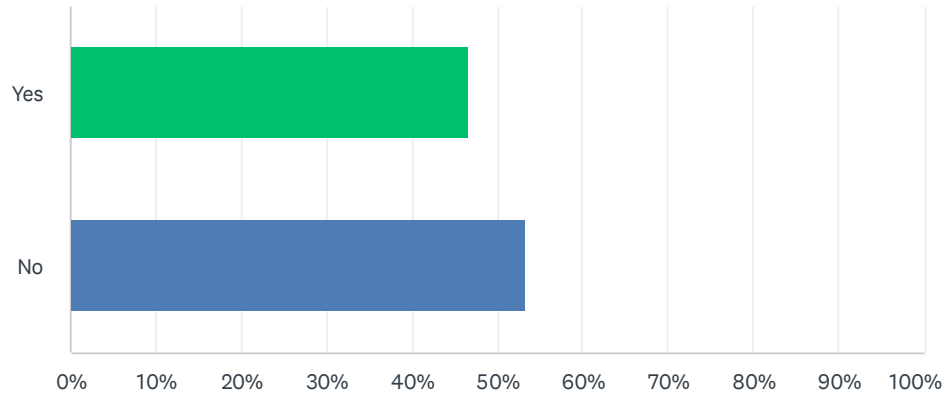
Answered: 73 Skipped: 47



ANSWER CHOICES	RESPONSES	
Yes	73.97%	54
No	26.03%	19
TOTAL		73

Q14 Do you currently receive the SNHPC's Quarterly Newsletter and Media Blast emails?

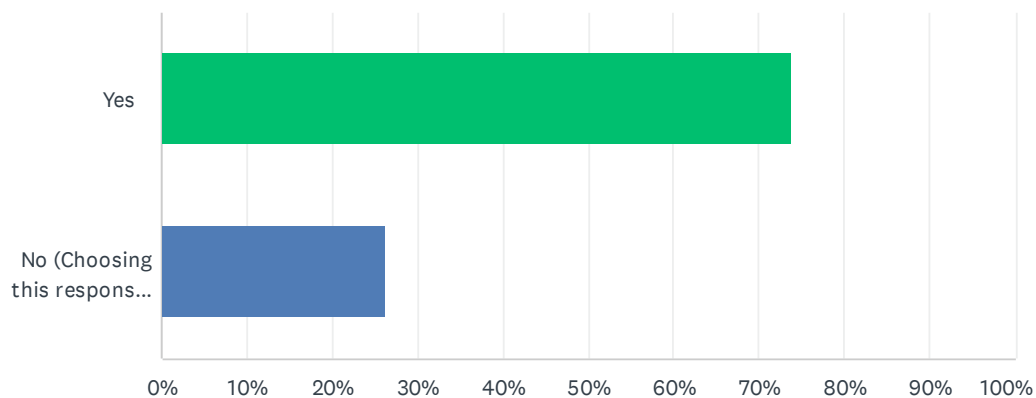
Answered: 75 Skipped: 45



ANSWER CHOICES	RESPONSES	
Yes	46.67%	35
No	53.33%	40
TOTAL		75

Q15 Are you willing to answer five more questions about your age, race, gender, and income?

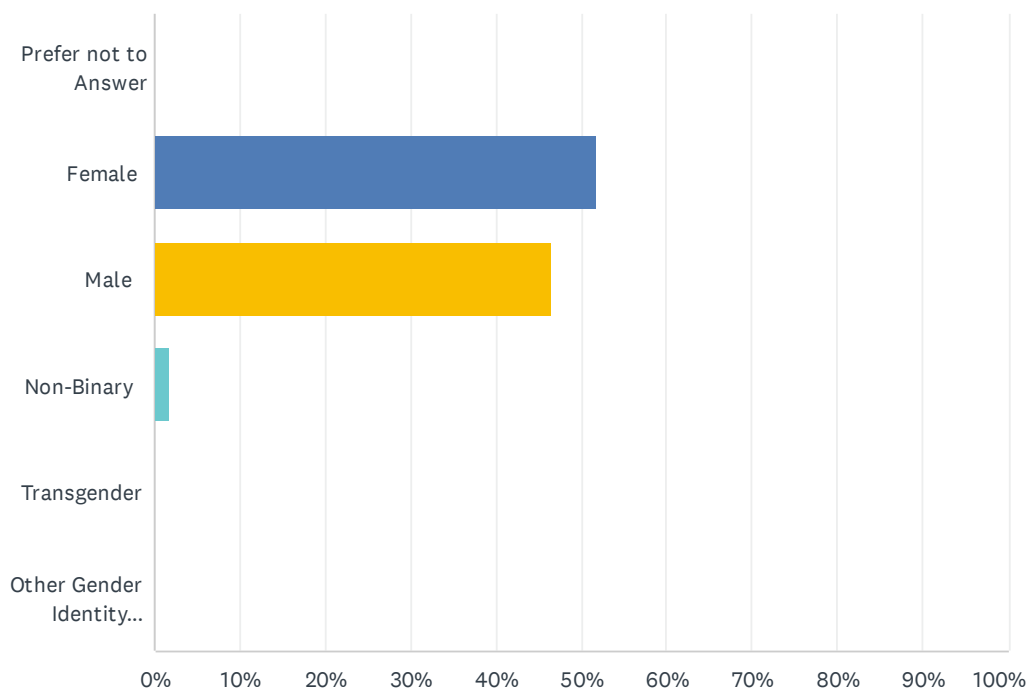
Answered: 76 Skipped: 44



ANSWER CHOICES	RESPONSES	
Yes	73.68%	56
No (Choosing this response brings you to the end of the survey)	26.32%	20
TOTAL		76

Q16 To which gender do you most identify?

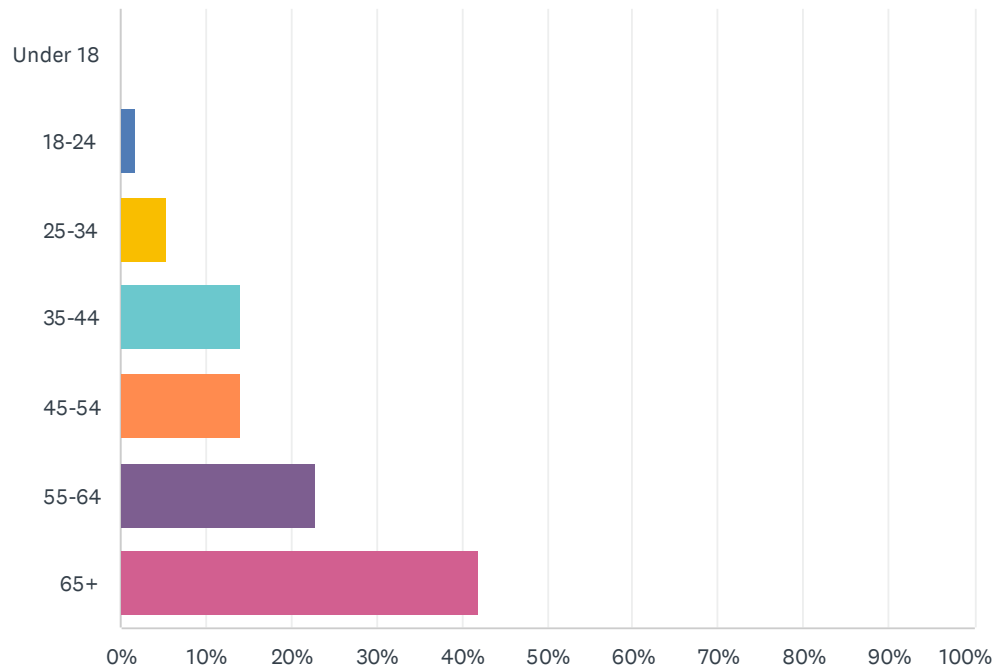
Answered: 56 Skipped: 64



ANSWER CHOICES	RESPONSES	
Prefer not to Answer	0.00%	0
Female	51.79%	29
Male	46.43%	26
Non-Binary	1.79%	1
Transgender	0.00%	0
Other Gender Identity (Please Write-in Answer)	0.00%	0
TOTAL		56

Q17 What is your age?

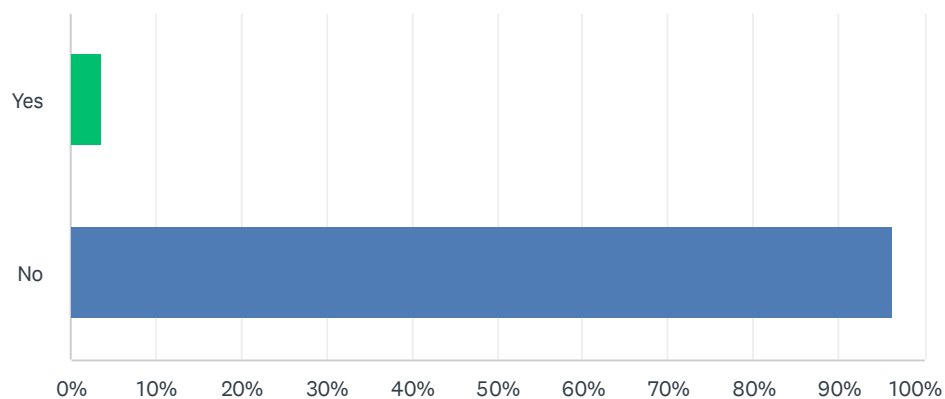
Answered: 57 Skipped: 63



ANSWER CHOICES	RESPONSES	
Under 18	0.00%	0
18-24	1.75%	1
25-34	5.26%	3
35-44	14.04%	8
45-54	14.04%	8
55-64	22.81%	13
65+	42.11%	24
TOTAL		57

Q18 Are you Hispanic or Latino?

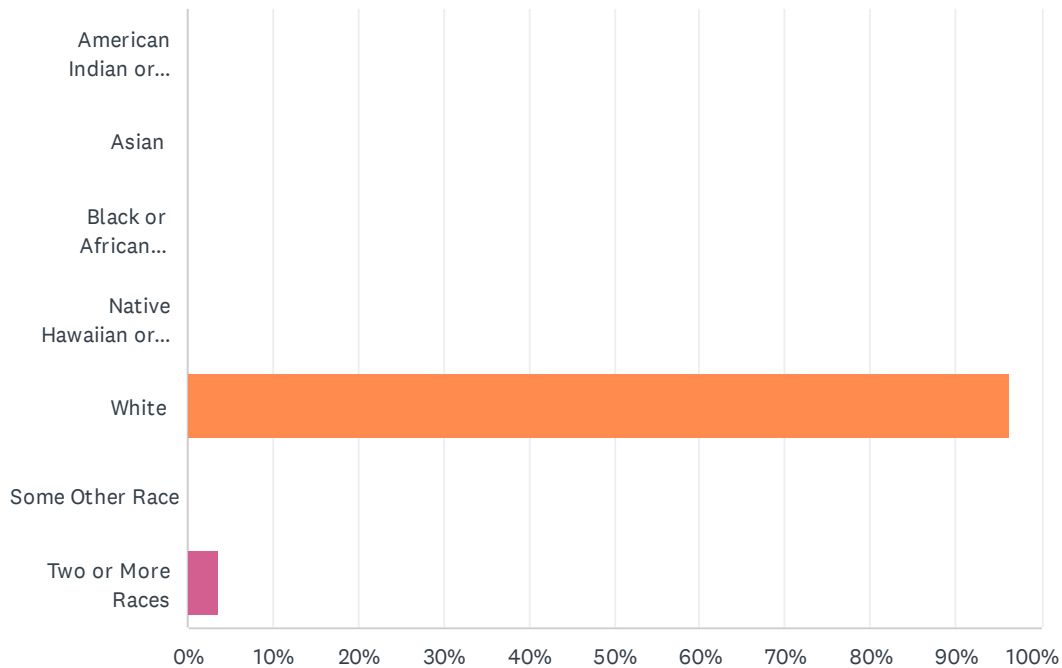
Answered: 56 Skipped: 64



ANSWER CHOICES	RESPONSES	
Yes	3.57%	2
No	96.43%	54
TOTAL		56

Q19 Are You...

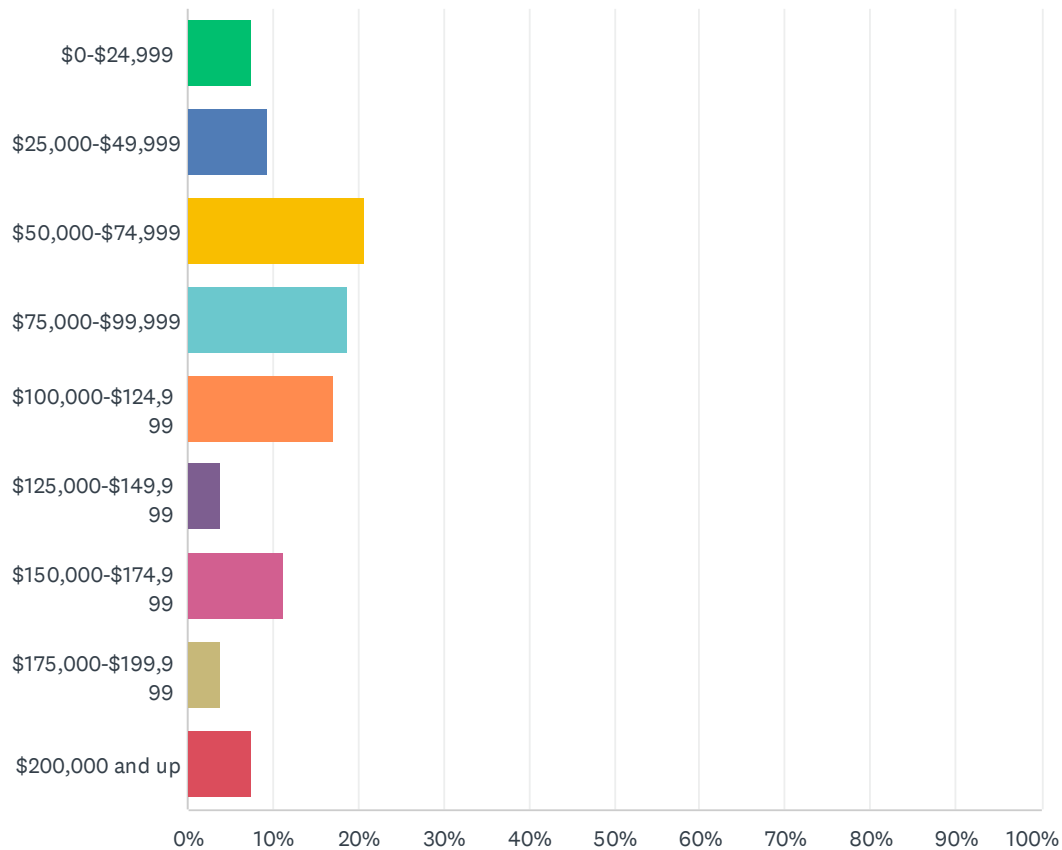
Answered: 56 Skipped: 64



ANSWER CHOICES	RESPONSES	
American Indian or Alaska Native	0.00%	0
Asian	0.00%	0
Black or African American	0.00%	0
Native Hawaiian or Other Pacific Islander	0.00%	0
White	96.43%	54
Some Other Race	0.00%	0
Two or More Races	3.57%	2
TOTAL		56

Q20 What is your approximate average household income?

Answered: 53 Skipped: 67



ANSWER CHOICES	RESPONSES	
\$0-\$24,999	7.55%	4
\$25,000-\$49,999	9.43%	5
\$50,000-\$74,999	20.75%	11
\$75,000-\$99,999	18.87%	10
\$100,000-\$124,999	16.98%	9
\$125,000-\$149,999	3.77%	2
\$150,000-\$174,999	11.32%	6
\$175,000-\$199,999	3.77%	2
\$200,000 and up	7.55%	4
TOTAL		53