

# Bike Manchester

## [2019 VOLUNTEER BIKE-PED COUNTS]

Tuesday, May 14

Saturday, May 18

**SIGN UP HERE:** <https://tinyurl.com/2019bikemhtcounts>

- 2-hour intervals (5-7pm on Tue., 5/14; 12-2pm on Sat., 5/18)
- Contact: Adam Hlasny [LAZ-nee], Sr. Transportation Planner ([ahlasny@snhpc.org](mailto:ahlasny@snhpc.org))

**Standard Bicycle-Pedestrian Intersection Count Form**

Name \_\_\_\_\_ Location: \_\_\_\_\_

Date \_\_\_\_\_ Weather \_\_\_\_\_

Start Time \_\_\_\_\_

One Hour Interval

**A3 A2 A1**

**N**

Street: \_\_\_\_\_ Street: \_\_\_\_\_ Street: \_\_\_\_\_

**D1** P B

**D2** P B

**D3** P B

**C1** P B

**C2** P B

**C3** P B

**Supplemental Information**

Helmets Worn

Bikes on Sidewalk

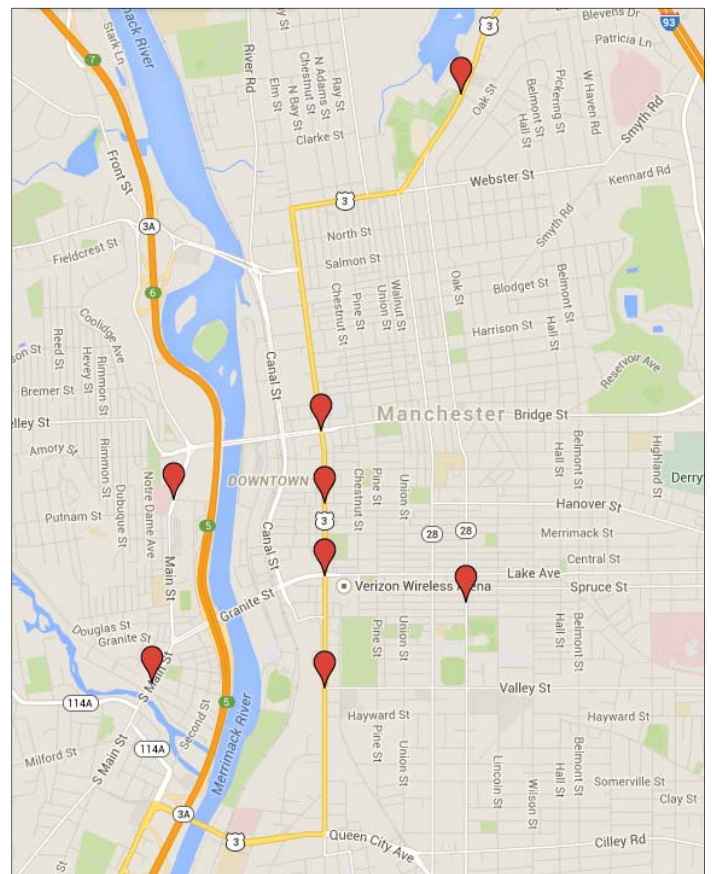
Male (Bikes only)

Female (Bikes only)

Child under 16 (Bikes)

Children under 16 (Pedestrians)

Field Notes: \_\_\_\_\_



### Locations:

Elm & Bridge  
 Elm & Valley  
 Elm & Hanover  
 Elm & Granite

Maple & Cedar  
 McGregor & Foundry (CMC)  
 Hooksett & Red Coat (Livingston Park)  
 Main & Piscataquog Trail

*Others?*



# Bicycle & Pedestrian Count Instructions

May 14 & 18, 2019



## General Instructions

Arrive at least 15 minutes ahead of schedule so you have time to get set up and to get properly oriented. Enter your name, date, location, and start time at the top of your sheet. Start times should always be on the hour (5:00, 6:00, etc.). Label the road names on the count form and ensure that you and the form are properly oriented (North, South, East, West).

## Counting Instructions:

- This is a volume count. If somebody passes twice, count them twice.
- Count the number of people on the bicycle, not the number of bicycles.
- Pedestrians include people in wheelchairs or others using assistive devices, children in strollers, etc.
- People using equipment such as skateboards or rollerblades should be counted as pedestrians.

## How to fill out the forms:

Turn count forms are provided with an intersection diagram. A north arrow is provided to assist with orientation. Be sure you are oriented properly before you begin counting.

There is space provided on the diagrams to count bikes and pedestrians going straight, left, or right coming from each direction of the intersection. The arrows indicate the movement of the bike/pedestrian. Make a tic mark next to the "B" for a bicycle and a "P" for a pedestrian in the appropriate box.

Use a separate sheet for each hour you count (5:00-6:00, 6:00-7:00). Do your best to keep track of time, but don't worry about trying to fix things if you lose track of time. The total count is more important.

If you are able, on the bottom left, mark a tic for bicycles who wear helmets, bicycles who ride on the sidewalk, and male and female counts for bicycles only. Also enter information for bicyclers or pedestrians who appear to be under age 16. *This information is supplemental, so only fill this information out if you feel up to it! The volume counts are more important.* (Note: It can be helpful to fill this section out as the cyclist/pedestrian approaches, and fill the volume count in once you see where they went.)

## Field Notes:

Note if there are any factors that may have affected your count (nearby construction, car accident, a large public gathering, etc.). Optional: Note any other general observations (close calls, accidents, falls, people taking shortcuts across a parking lot, etc.).

## When your count is complete:

There are three ways you can return your completed count sheets:

- Scan both pages and email to [ahlasny@snhpc.org](mailto:ahlasny@snhpc.org)
- Bring to the May Bike Manchester meeting
- Mail the hard copies to Adam Hlasny, SNHPC, 438 Dubuque St, Manchester NH 03102

**Thank you for your help!**

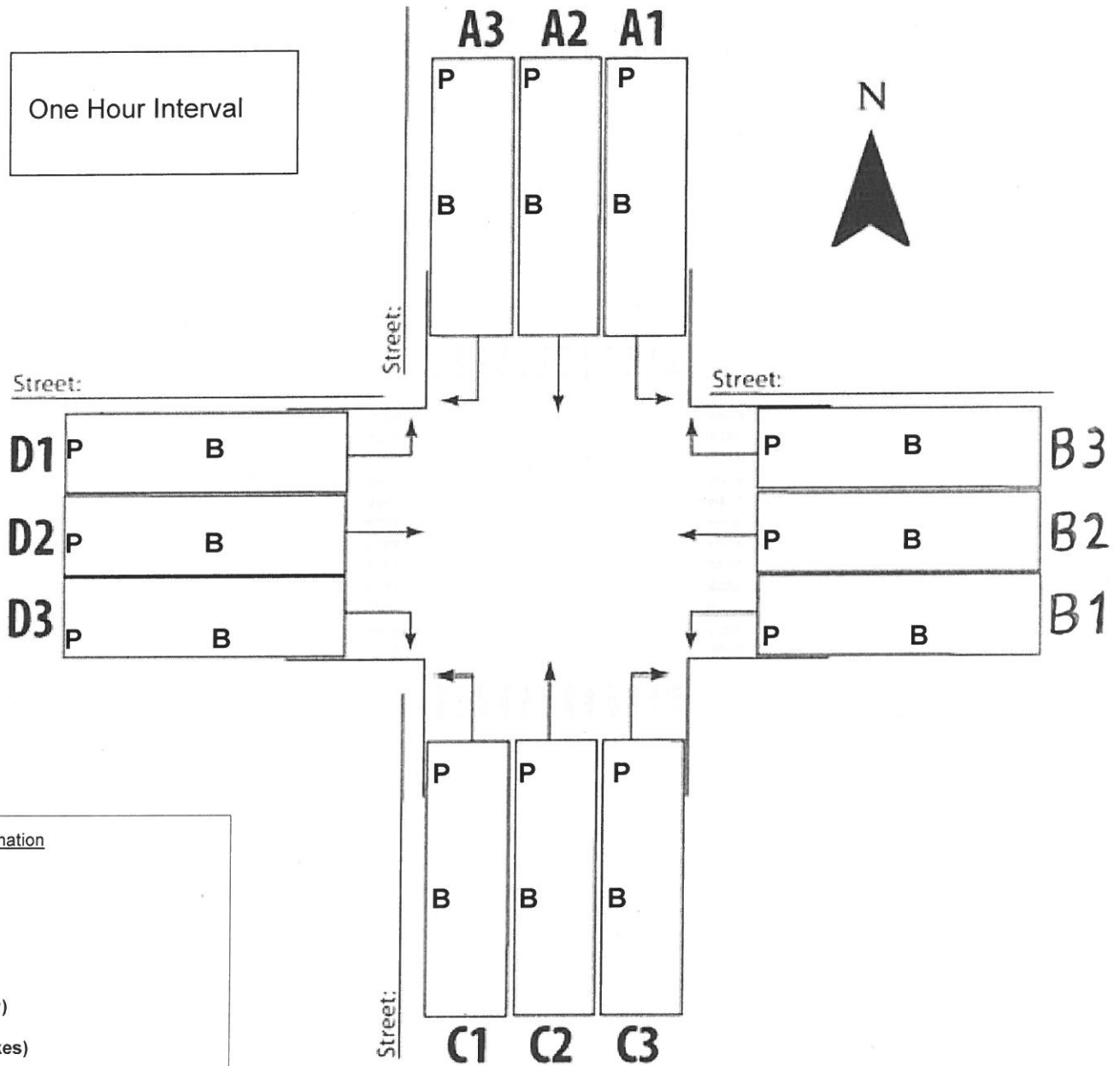
## Standard Bicycle-Pedestrian Intersection Count Form

Name \_\_\_\_\_ Location: \_\_\_\_\_

Date \_\_\_\_\_ Weather \_\_\_\_\_

Start Time \_\_\_\_\_

One Hour Interval



Supplemental Information

- Helmets Worn
- Bikes on Sidewalk
- Male (Bikes only)
- Female (Bikes only)
- Child under 16 (Bikes)
- Children under 16 (Pedestrians)

Field Notes:

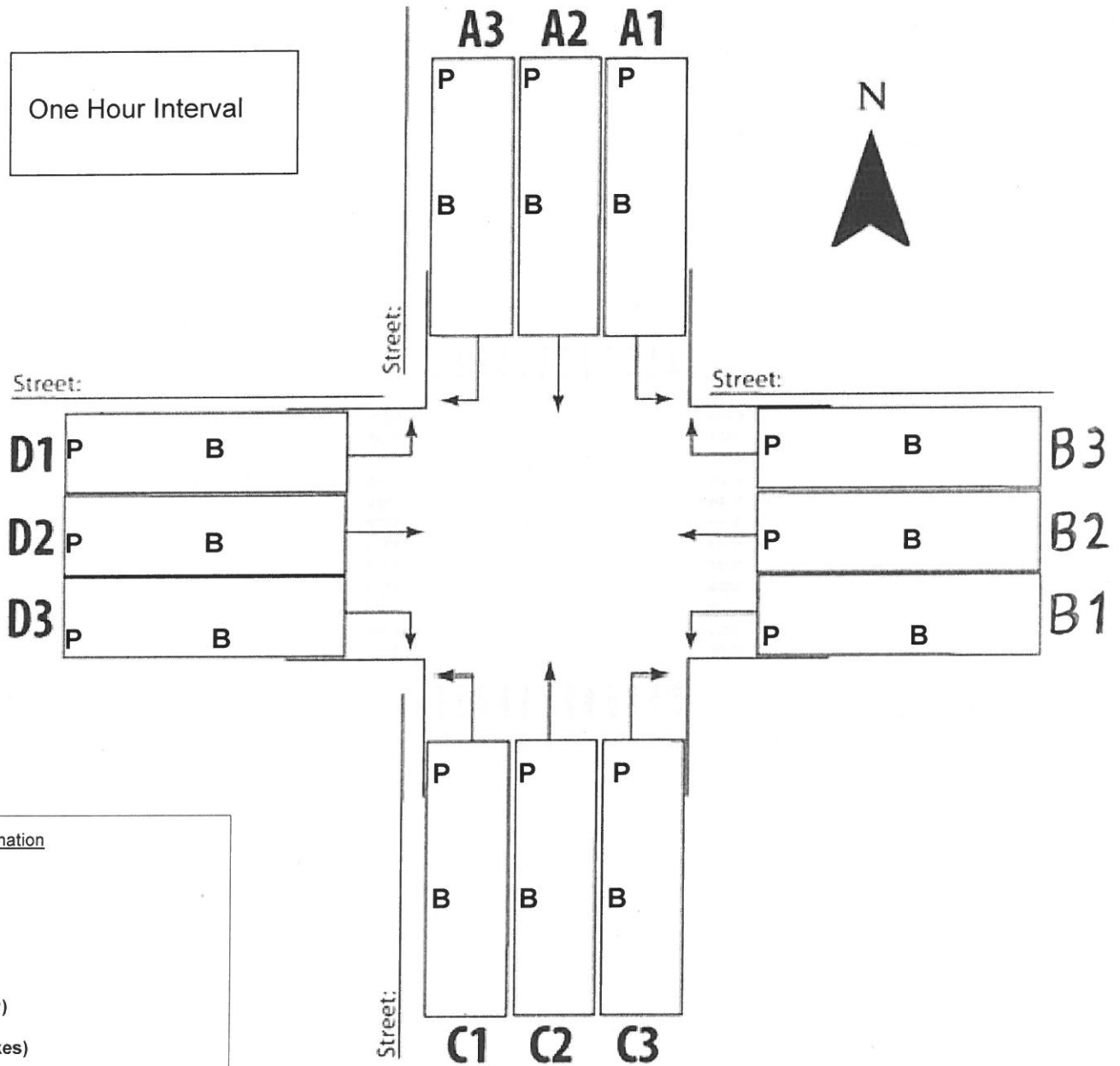
## Standard Bicycle-Pedestrian Intersection Count Form

Name \_\_\_\_\_ Location: \_\_\_\_\_

Date \_\_\_\_\_ Weather \_\_\_\_\_

Start Time \_\_\_\_\_

One Hour Interval



Supplemental Information

- Helmets Worn
- Bikes on Sidewalk
- Male (Bikes only)
- Female (Bikes only)
- Child under 16 (Bikes)
- Children under 16 (Pedestrians)

Field Notes: